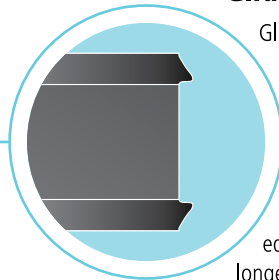






Existing conventional professional window-cleaning systems are constructed around the belief that the design and materials used are fundamentally correct. Glidex® made no such assumptions. And the more we looked the more we found to improve. Glidex® products are the result of a rigorous research program and leading edge manufacturing technologies.

## Glidex® Squeegee Blades



Glidex® blades are made from a compound like no other.

Six years of dedicated research went into the development of a blade compound, based on highest quality natural rubber, that could be manufactured to give the truest edge and most durable performance where it matters. Where blade, water and glass meet.

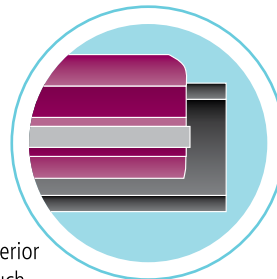
The unique, reversible twin life rubber profile ensures the second edge is completely protected until the blade is reversed. This means longer life and better performance from each blade.

The Glidex® 'micro eye' process ensures that every blade is manufactured totally free of imperfections.

## Glidex® Ultra-stiff Alloy Channels

Made from anodised high temper aircraft grade aluminium, Glidex® channels are four times more rigid than traditional brass or stainless steel channels. The unique Glidex® channel design ensures even pressure across the entire rubber blade eliminating 'tip lay-off'. Glidex® channels offer a superior release angle when squeegeeing into tight corners such as aluminium box frames. For added convenience there is also an extra groove to alter the squeegee angle to suit various site conditions or user preference.

All channels are supplied with squeegee blade and easy to use stainless steel retaining clips.




## Glidex® Squeegee Swivel Handle

Moulded in hi-impact Nylon 66 (an engineering grade polymer), Glidex® swivel handles are ergonomically shaped to fit the hand. They are both lightweight and incredibly tough.

## Glidex® Adjustable Swivel Head

The adjustable swivel head is standard on all Glidex® squeegee handles and T-bar washers, giving them the versatility to work in any situation. All Glidex® handles have the unique Safe-Connect™ feature for use with Glidex® poles.



The Glidex® swivel handle can be fixed through almost 180°. There is a convenient self-righting click to re-establish the 90° configuration.

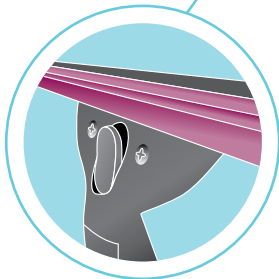


## Glidex® Extension Poles

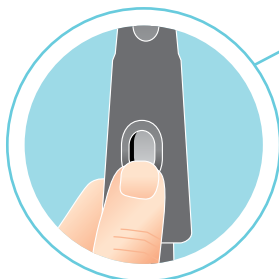
Anodised aircraft grade aluminium and hi-impact Nylon 66 fittings mean ultimate toughness, ease of use and longer life.

A small twist of the locking cone secures the pole in position. When fitting the T-bar washer handle or squeegee handle to the pole, Glidex® innovative Safe-Connect™ latch feature does away with the need to jamb handles onto the pole.

The fluted grip design and a tough, contoured end grip give added comfort and safety.



There is a unique double action lever-lock feature for both safety and convenience. The first lever action allows easy offsetting of the channel without the danger of an accidental channel release. The second action allows a controlled release for a quick channel change.



The Glidex® Safe-Connect™ pole latch attachment means effortless attachment and release of Glidex® squeegees and T-bar washers.

## Glidex® T-bar Swivel Washer

Moulded in Nylon 66 and hi-impact ABS polymers, the ergonomically shaped T-bar swivel washer handle is lightweight and tough. The adjustable swivel head is standard on all Glidex® T-bar washers giving them the versatility to work in any situation.

Glidex® T-Bar Washer sleeves are made from premium quality double twist yarn for maximum absorbency and durability. They have double seam sewn ends for longer life and have convenient Velcro® style fastening tabs for secure attachment and easy removal.





## 300mm Glidex® Professional Window Squeegee

**GS12D**
**Features**

- Unique reversible twin life squeegee blade
- Aircraft grade aluminium channel
- Ergonomic swivel handle
- Fittings moulded in engineering grade Nylon 66
- Unique Safe-Connect™ feature for use with Glidex® poles
- Unique double action lever lock feature
- Unique extra fitment groove to alter squeegee angle

Product Information			Carton/Shipper Information				
Reorder Code	EAN Code	TUN Code	Units/Carton	Length mm	Width mm	Height mm	Weight kg
GS12D	9310459045523	09310459503856	6	420	145	250	1.8



## 350mm Glidex® Professional T-bar Window Washer

**GT14D**
**Features**

- Unique Safe-Connect™ feature for use with Glidex® poles
- Premium quality double twist yarn for maximum absorbency and durability
- Double seam sewn ends for longer life
- Convenient Velcro® style fastening tabs

Product Information			Carton/Shipper Information				
Reorder Code	EAN Code	TUN Code	Units/Carton	Length mm	Width mm	Height mm	Weight kg
GT14D	9310459045547	09310459503986	6	495	180	285	1.9



## 450mm Glidex® Channel and Rubber

**GC18D**
**Features**

- Ultra stiff alloy channel
- High temper aircraft grade aluminium
- Unique reversible twin life squeegee blade
- Stainless steel retaining clips

Product Information			Carton/Shipper Information				
Reorder Code	EAN Code	TUN Code	Units/Carton	Length mm	Width mm	Height mm	Weight kg
GC18D	9310459045530	09310459503863	6	545	105	140	1.5





## 350mm Glidex® Window Washer Replacement Sleeve

**GW14D**

Features

- Premium quality double twist yarn for maximum absorbency and durability
- Double seam sewn ends for longer life
- Convenient Velcro® style fastening tabs

### Product Information

Reorder Code	EAN Code	TUN Code
GW14D	9310459045554	09310459503993

### Carton/Shipper Information

Units/Carton	Length mm	Width mm	Height mm	Weight kg
6	495	175	250	1.1



## 910mm Glidex® Window Squeegee Refill Blade

**GR36D**

Features

- Unique reversible twin life squeegee blade
- High quality natural rubber
- Simply cut to length
- Unique micro-eye process ensures rubber blade is free from imperfections

### Product Information

Reorder Code	EAN Code	TUN Code
GR36D	9310459045561	09310459504006

### Carton/Shipper Information

Units/Carton	Length mm	Width mm	Height mm	Weight kg
6	185	120	185	0.5



## Glidex® Utility End Tip

**GPE2D**

Features

- Fits Glidex® extension poles
- Fits most paint rollers, brushes and squeegees
- Fittings moulded in engineering grade Nylon 66

### Product Information

Reorder Code	EAN Code	TUN Code
GPE2D	9310459046162	09310459509438

### Carton/Shipper Information

Units/Carton	Length mm	Width mm	Height mm	Weight kg
6	185	120	185	0.5



### Glidex® 2 Section Extension Pole Extends to 600mm (2 Feet)

**G2P2**
**Features**

- Aircraft grade anodized aluminium
- Safe-Connect™ latch feature for Glidex® attachments
- Fluted grip design for added comfort and safety
- Fittings moulded in engineering grade Nylon 66

Product Information			Carton/Shipper Information				
Reorder Code	EAN Code	TUN Code	Units/Carton	Length mm	Width mm	Height mm	Weight kg
G2P2	9310459000577	09310459500916	6	490	120	80	1.9



### Glidex® 3 Section Extension Pole Extends to 2880mm (9 feet)

**G3P9**
**Features**

- Aircraft grade anodized aluminium
- Safe-Connect™ latch feature for Glidex® attachments
- Fluted grip design for added comfort and safety
- Fittings moulded in engineering grade Nylon 66

Product Information			Carton/Shipper Information				
Reorder Code	EAN Code	TUN Code	Units/Carton	Length mm	Width mm	Height mm	Weight kg
G3P9	9310459045578	09310459505935	6	1165	145	85	5.6

# The Glidex® Product Range

Suggested Layout



GS12D



GT14D



GC18D



GW14D



GR36D



GPE2D



G2P2



G3P9

Reorder Code	Description	Units/Carton
GS12D	300mm Glidex® Professional Window Squeegee	6
GT14D	350mm Glidex® Professional T-bar Window Washer	6
GC18D	450mm Glidex® Channel and Rubber	6
GW14D	350mm Glidex® Window Washer Replacement Sleeve	6
GR36D	910mm Glidex® Window Squeegee Refill Blade	6
GPE2D	Glidex® Utility End Tip	6
G2P2	Glidex® 2 Section Extension Pole Extends to 600mm (2 feet)	6
G3P9	Glidex® 3 Section Extension Pole Extends to 2880mm (9 feet)	6





## **Glidex® is Manufactured by**

### **Raven Products Pty Ltd**

18-22 Aldershot Road, Lonsdale  
South Australia 5160 Australia

All Distribution and Sales Enquiries

Email: [glidex@glidex.com.au](mailto:glidex@glidex.com.au)

Phone: +61 8 8384 5455

Free Call: 1800 888 123

(in Australia only)

Fax: +61 8 8382 8885

Visit us on line [www.glidex.com.au](http://www.glidex.com.au)

